



Sorry! When printing directly from the browser your directions or map may not print correctly. For best results, try clicking the Printer-Friendly button.

★ Eastern Michigan University
15 Welch Hall
Ypsilanti, MI 48197
(734) 487-2483

Sponsored Links

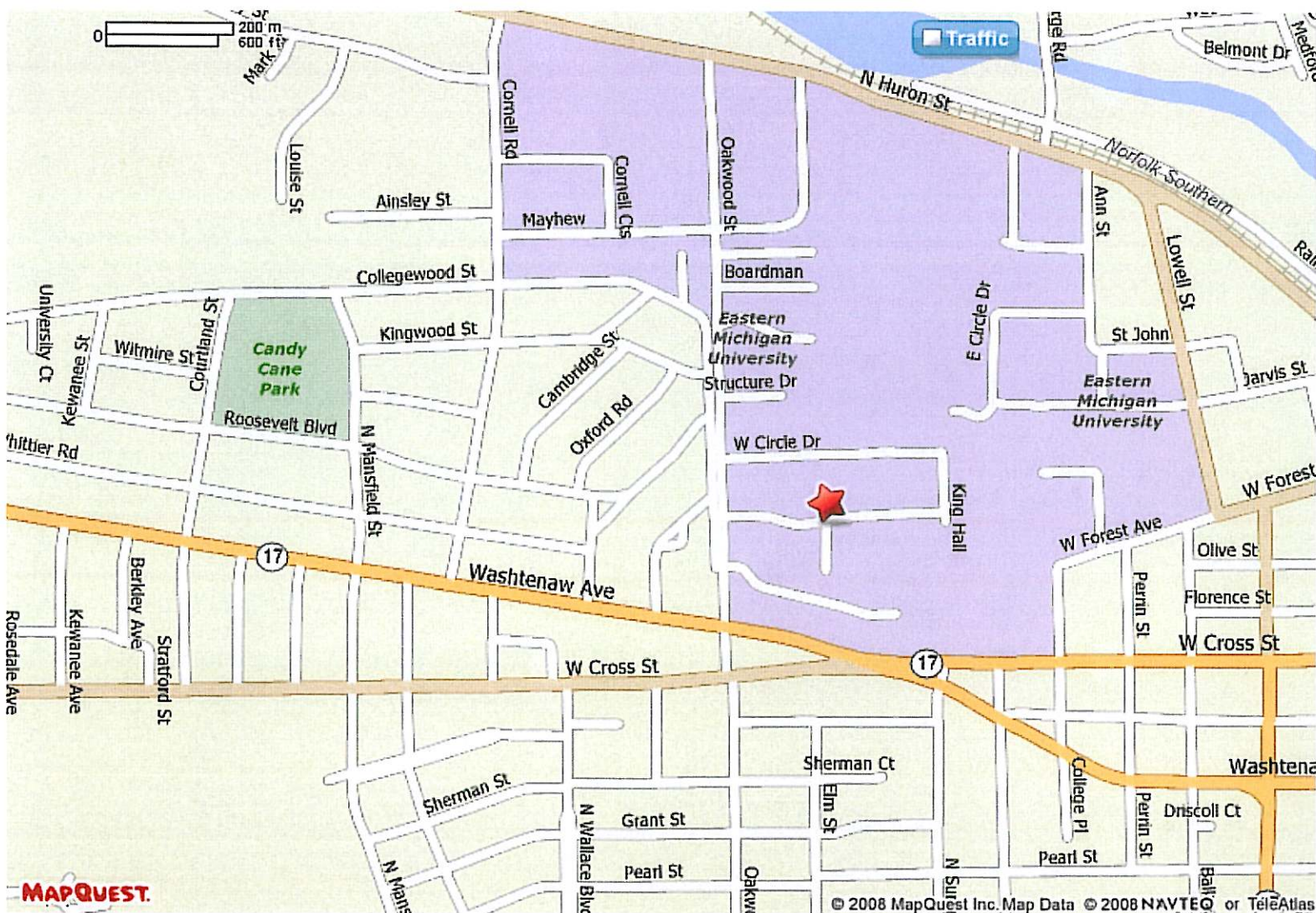
[University of Phoenix®](#)
Official Site. Online Programs.
Flexible Scheduling. Get Info.
Phoenix.edu

[MI Marketing Degree](#)
Accredited, Flexible Marketing BBA Program. Apply For Enrollment Now!
www.Davenport.edu

Sponsored Links










[Relaxing Cruise Vacation](#)
Freestyle Cruising®: The Freedom To Do What You Want, When You Want.
www.NCL.com

[Costa Rica Vacations](#)
Jungle & Beaches from \$730
Nat'l Geo Adventure, Top Outfitter
www.KensingtonTours.com/Costa_Rica

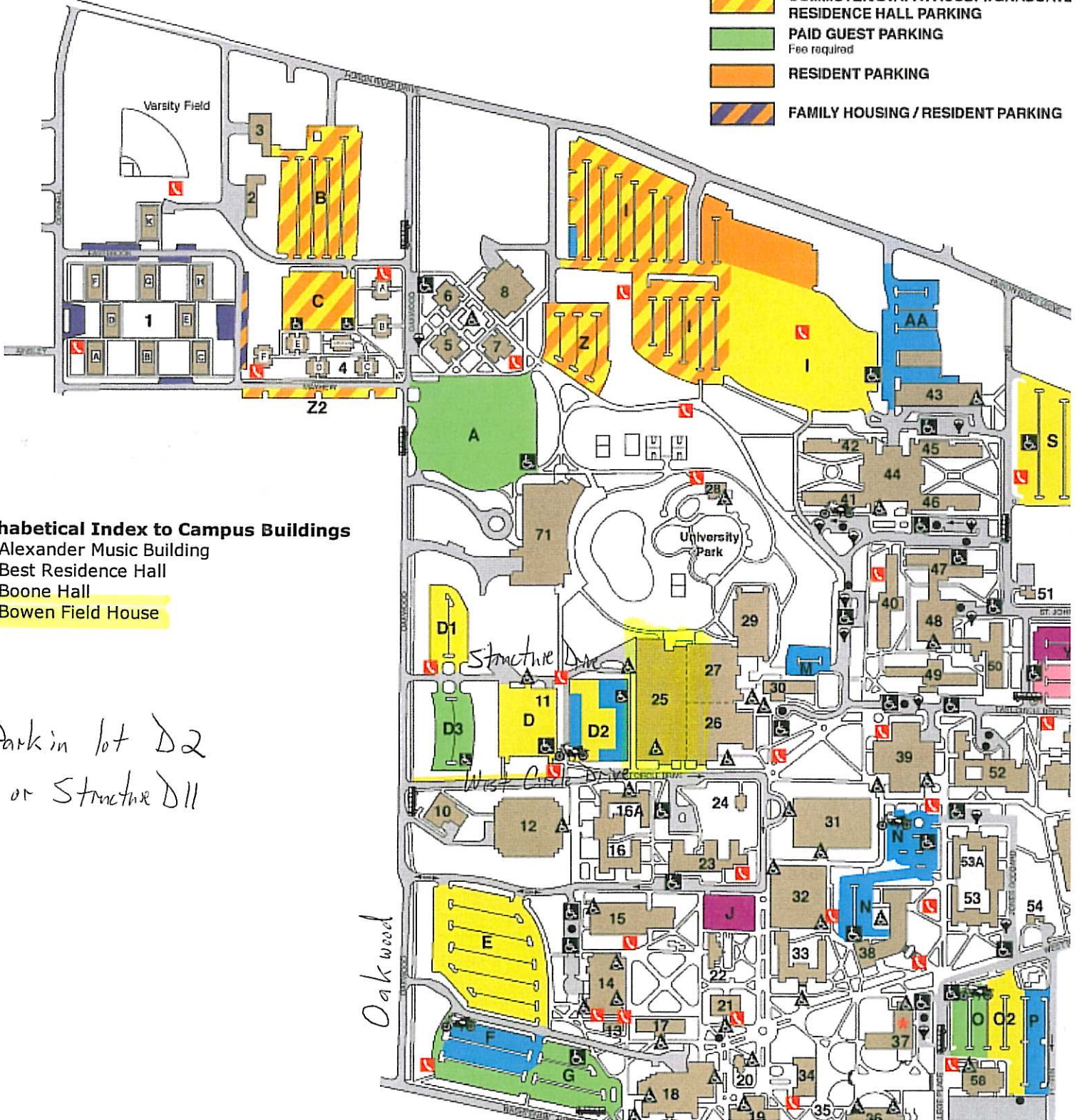


All rights reserved. Use subject to License/Copyright Map Legend
Directions and maps are informational only. We make no warranties on the accuracy of their content, road conditions or route usability or expeditiousness. You assume all risk of use. MapQuest and its suppliers shall not be liable to you for any loss or delay resulting from your use of MapQuest. Your use of MapQuest means you agree to our [Terms of Use](#)

Main Campus

-  STAFF/FACULTY PARKING
-  PREMIUM RESERVED PARKING
Special permit required
-  FAMILY HOUSING RESIDENT PARKING
-  COMMUTER PARKING
-  COMMUTER/STAFF/FACULTY/GRADUATE
-  COMMUTER/STAFF/FACULTY/GRADUATE
RESIDENCE HALL PARKING
-  PAID GUEST PARKING
Fee required
-  RESIDENT PARKING
-  FAMILY HOUSING / RESIDENT PARKING

To West Campus



Alphabetical Index to Campus Buildings

- 55. Alexander Music Building
- 50. Best Residence Hall
- 36. Boone Hall
- 25. Bowen Field House

*Park in lot D2
or Structure D11*